

Working Cowhorse #1

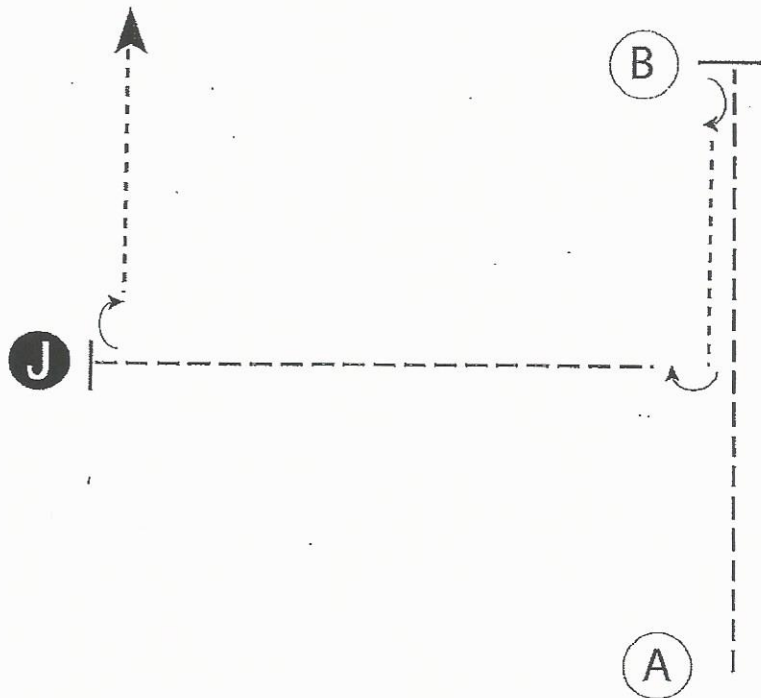
Ranch Horse Riding #1

Reining #1

Ranch Horse Reining #1 (note - this is different from the regular reining pattern #1; need to check ABRA Rule Book)

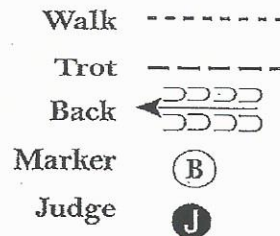
Western Riding #2

~~Backpot~~ Showmanship



Be ready at A.

1. Trot to B.
2. Stop at B.
3. Perform a 180 degree turn.
4. Walk until even with judge. Perform a 90 degree turn.
5. Trot to judge.
6. Stop and set up for inspection.
7. When dismissed, perform a 90 degree turn.
8. Walk straight away from judge.



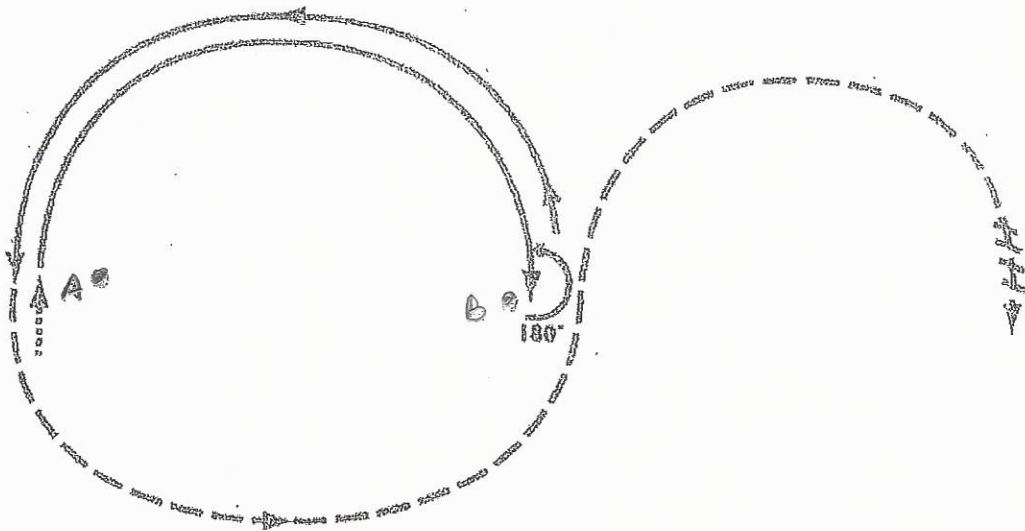
Follow the instructions of your ring steward.

Pattern provided by:
Roger Howe, Judge

www.horseshowpatterns.com


www.horseshowpatterns.com

Hunt Seat Equitation

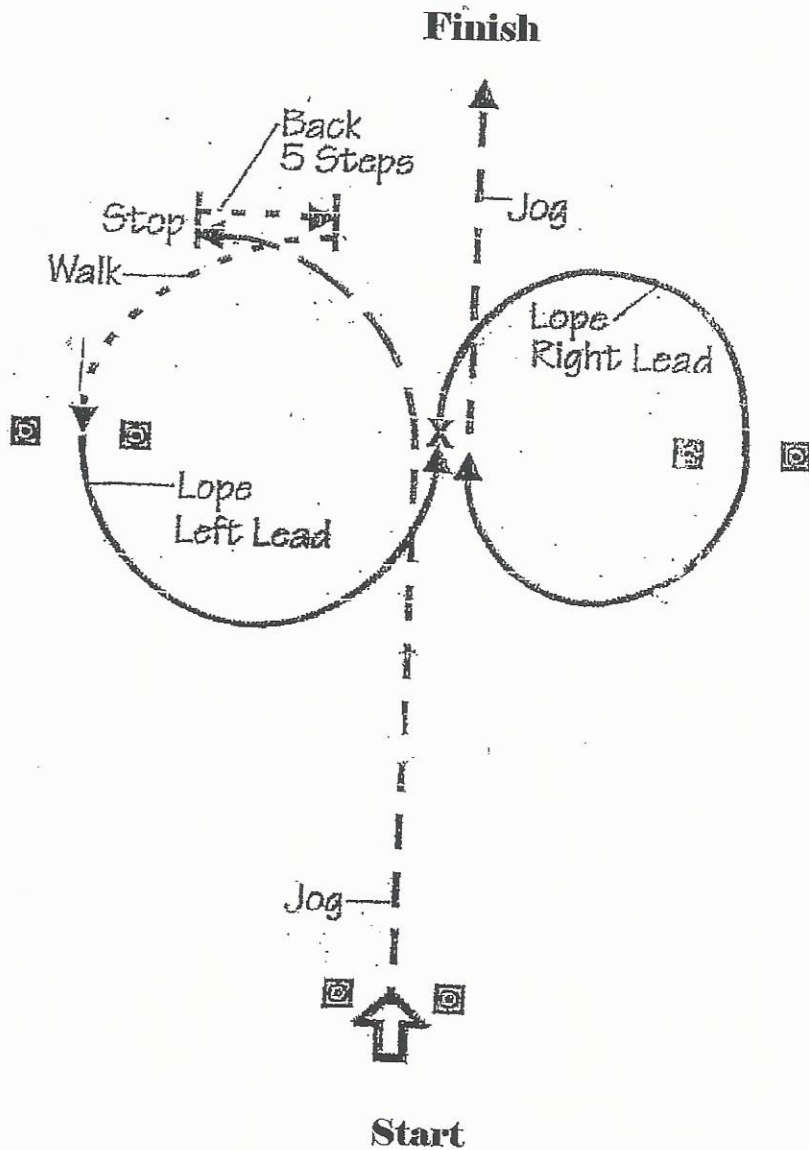


Instructions:

1. Begin before A. Walk to A.
2. At A, begin canter on right lead in a half circle to B. Halt.
3. Execute a 180° turn on the haunches to the left.
4. Canter on left lead in a half circle from B to A.
5. At A, break down to a trot and post the trot in a serpentine from A to B to C.
6. At C, halt and back five steps.



Horsemanship



Instructions:

1. Jog straight forward and start a quarter circle to the left between the pair of markers.
2. Stop and back five steps.
3. Walk a quarter circle to a point between the markers and start a left lead.
4. Lope a half circle to the left and change leads in the center.
5. Lope a full circle to the right and between the next pair of markers.
6. After closing the circle, slow to a jog and jog forward to the line-up.